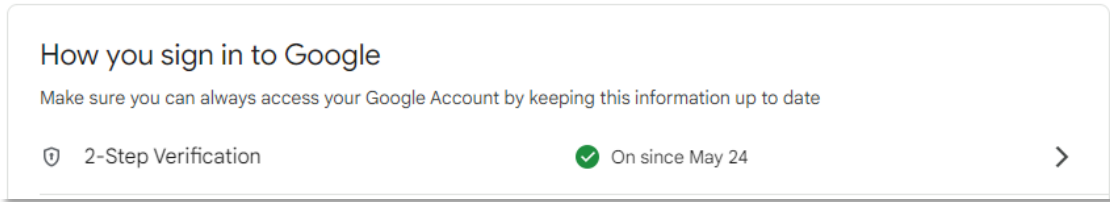
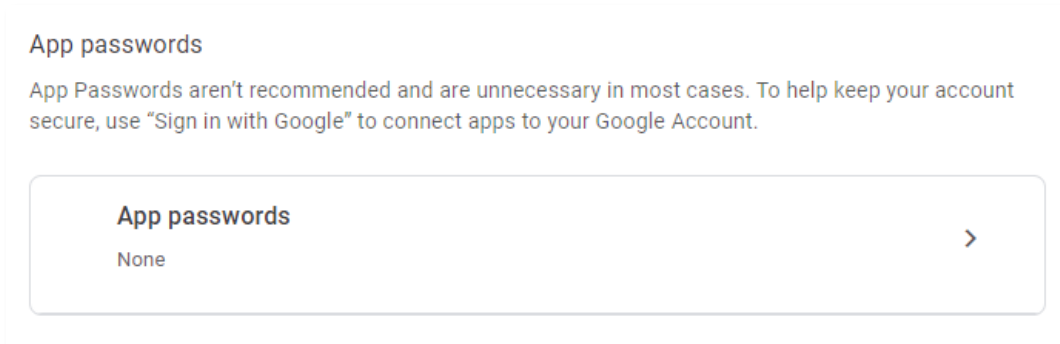


Setting Up an App Password for Fire Station Software

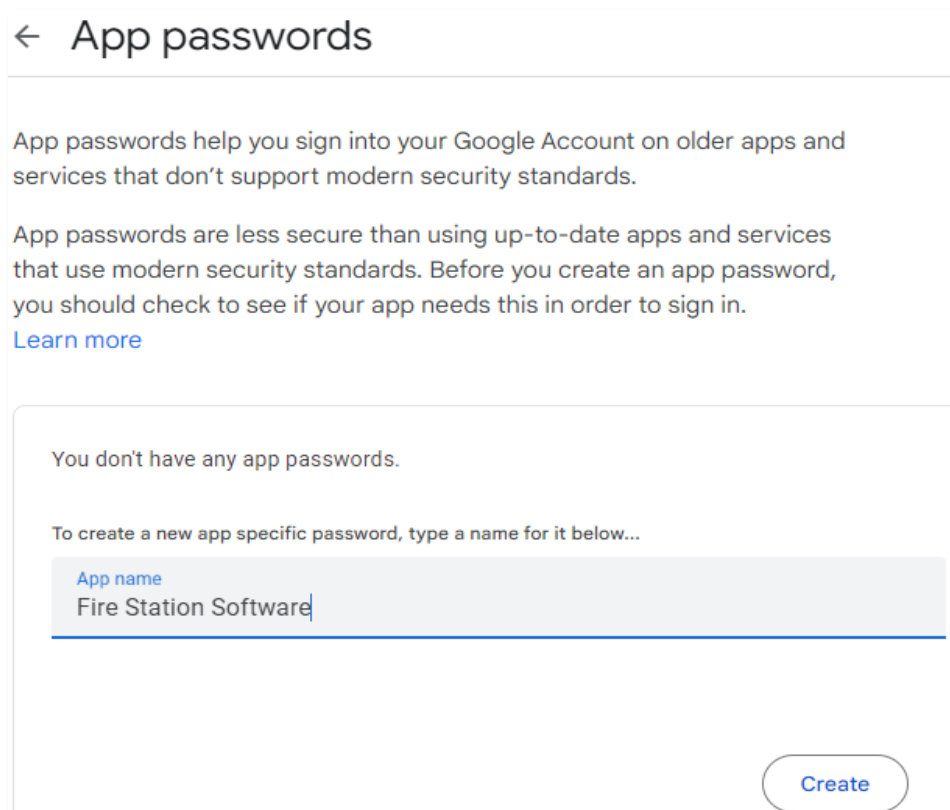
1. Under **How you sign in to Google** click the arrow to the right of **2-Step Verification**. 2-Step Verification must reflect a green check mark and On.



2. Scroll down the list of items and click on the arrow to the right of **App Passwords**



3. You will be presented with a page to create a new app specific password. Type "Fire Station Software" in the **App Name** field. Click **Create**.



4. **Generated app password** box will display with the app password for Fire Station Software. Highlight all the letters and spaces. Right click your mouse to select Copy or on your keyboard click Ctrl+C.

Generated app password

Your app password for your device

wxm k zqfi kino ldfs

How to use it
Go to the settings for your Google Account in the application or device you are trying to set up. Replace your password with the 16-character password shown above.
Just like your normal password, this app password grants complete access to your Google Account. You won't need to remember it, so don't write it down or share it with anyone.

Done